



SUMMARY OF 2024 ANNUAL REPORTS

SUBMITTED TO THE
LANDSCAPE ARCHITECTURAL ACCREDITATION BOARD
BY ACCREDITED ACADEMIC PROGRAMS

Prepared by:

Kristopher D. Pritchard
Hon. ASLA, *Accreditation and Education Director*

Nathania Martínez González, *De Base LLC*





Mission

The mission of the Landscape Architectural Accreditation Board (LAAB) is to evaluate, advance, and advocate for the quality of professional landscape architecture education.

LAAB is the accrediting organization for landscape architectural programs. As such, LAAB develops standards to objectively evaluate landscape architectural programs and judges whether a school's landscape architectural program is in compliance with the accreditation standards.

LAAB is comprised of landscape architecture practitioners and academicians, representatives from landscape architecture collateral organizations and public representatives. The collateral organizations are the American Society of Landscape Architects (ASLA), Council of Landscape Architectural Registration Boards (CLARB) and Council of Educators in Landscape Architecture (CELA).

Annual Reports

Programs report to LAAB on:

- Substantial changes in their academic program
- Progress on recommendations from previous accreditation visits
- Students
- Graduates
- Budgets
- Faculty

Purpose

Annual reports from academic programs are used by LAAB to monitor significant changes and ongoing compliance with accreditation standards in each program between on-site visits. Aggregate data from the reports is used to track trends in landscape architecture education and to communicate with stakeholders, other landscape architecture professional associations and organizations, and the public.



Inside you will find sections on...

SIGNIFICANT CHANGES IN ACCREDITED LANDSCAPE ARCHITECTURE PROGRAMS

GRADUATING CLASS IN ACCREDITED LANDSCAPE ARCHITECTURE PROGRAMS

FACULTY COUNTS, GENDER-BREAKDOWN, TIME, AND LICENSURE

FACULTY RACE AND ETHNICITY

VISITING LECTURER TOPICS AND SPECIALTIES

CURRENT PROGRAM LENGTHS AND TYPES BY INSTITUTION



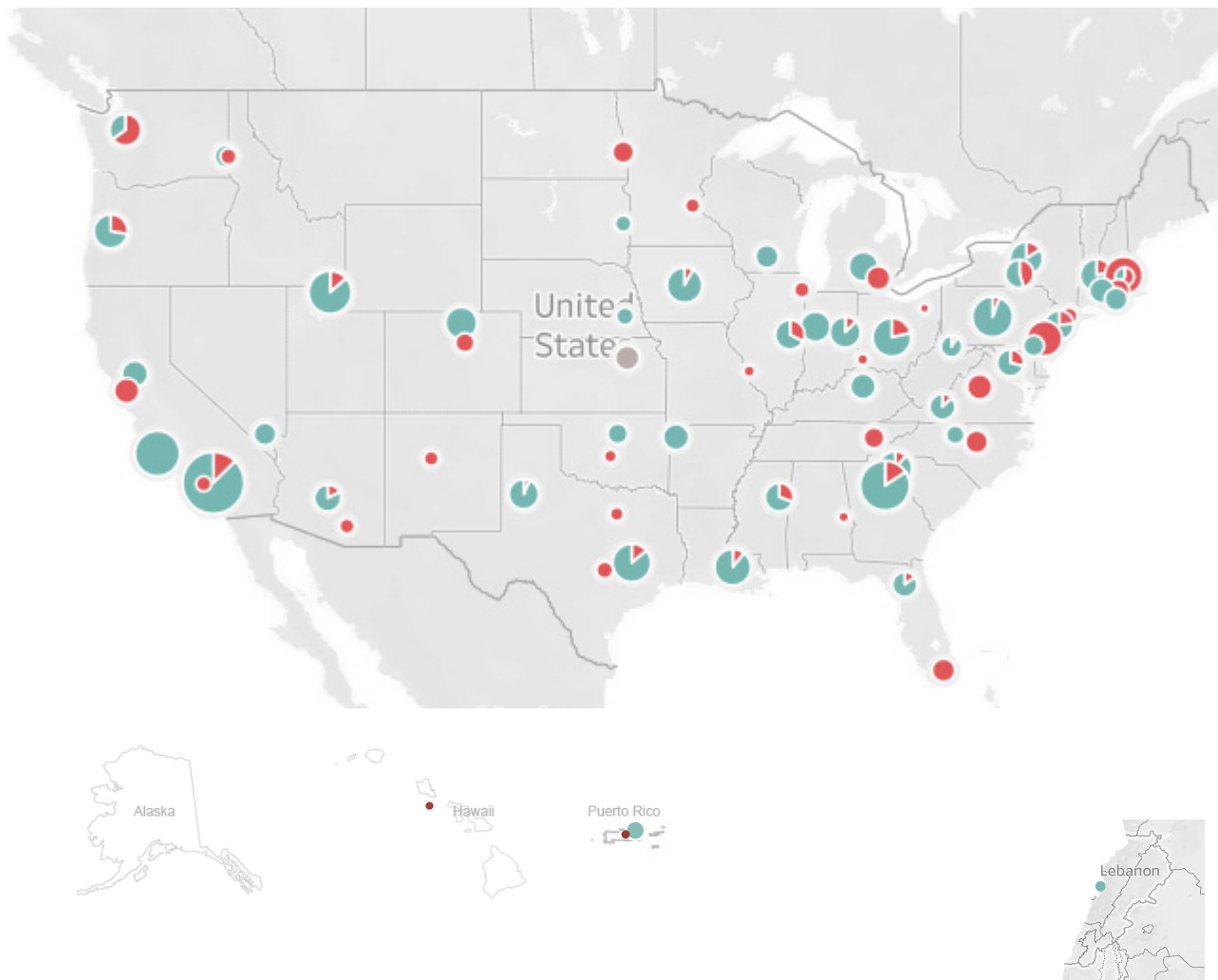
This summary includes information from the 2023-2024 academic year about the number of accredited landscape architecture academic programs in the United States and unincorporated territories; substantial changes reported by these programs; counts and demographic composition for currently enrolled students, 2024 graduates, and non-tenure and tenure faculty; 2022-2023 academic year graduates' career paths; ratio of licensed faculty; and visiting faculty lecture topics. Budget data reported reflects the unique administrative structure of each program and does not lend itself to aggregate reporting.

All information in the summary is presented as reported by the academic programs. 102 of the 102 accredited programs submitted a 2023-2024 Annual Report.


Header image credit: ASLA 2024 Student Analysis & Planning Category Award of Honor. *Migratory Bird Networks & Urban Networks: From Conflict to Coexistence*. Yeonsu-gu, Incheon, Republic of Korea Gensu Park; Soeun Kim, Student International ASLA; Seyeon Lee; Ayoung Kim. Faculty Advisors: Yoonshin Kwak. Gachon University of South Korea



47 Undergraduate Programs
55 Graduate Programs
102 Programs in **76** Universities



Map based on Longitude (generated) and Latitude (generated). Color shows details about Program Type. Size shows sum of Total Students. Details are shown for Zip Code.





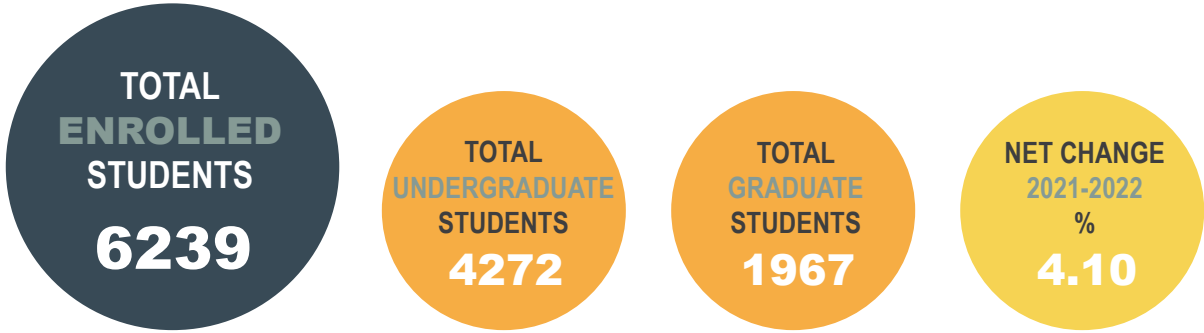
Significant Changes Reported by Programs	Descriptions
A change in administrator	<p>19 changes at 18 institutions impacting 13 graduate programs and 10 undergraduate programs:</p> <p>Several programs designated interim chairs, department heads or program directors from current faculty or made new appointments. Programs also experienced the addition or retirement of an administrative role. Some programs reported a change in dean of their school.</p> <p>This change impacts 19% of accredited programs.</p>
A change in administrative structure	<p>4 changes at 4 institutions impacting 4 graduate program:</p> <p>Changes include having a new department coordinator, new dean, change in department name and merges between divisions.</p>
Major changes in curriculum	<p>7 changes at 7 institutions impacting 4 graduate programs and 5 undergraduate programs:</p> <p>Changes include a reduction in the number of practice hours; 5-year to 4-year program change in progress; degree credit hours requirements; a drop of BSLA program; modifications in curriculum sequences, like in <i>History and Theory</i> and ecological technologies; BLA and MLA course subject integrations; course updates, like name and description changes, course removals, and new course options for professional interests/foci; credit equalizations across studios; opening of electives to non-landscape architecture students. Changes were reported to integrate suggestions from accreditation reports, faculty, staff, students, alumni, and public and private practitioners.</p>
A loss of 20% of faculty in the past year	<p>5 changes at 5 institutions impacting 2 graduate program and 3 undergraduate programs:</p> <p>Programs reported loss in faculty due to transfers, resignations and retirements. These losses were addressed with position recruitments or substitutes.</p>
A change in resources impacting delivery of the degree	<p>2 changes at 2 institutions impacting 2 graduate program:</p> <p>New full-time hires.</p>
Major changes in facilities	<p>2 changes at 2 institutions impacting 2 graduate programs and 2 undergraduate programs:</p> <p>Loss of studio space due to increased college enrollment (-). ADA compliant improvements (+).</p>



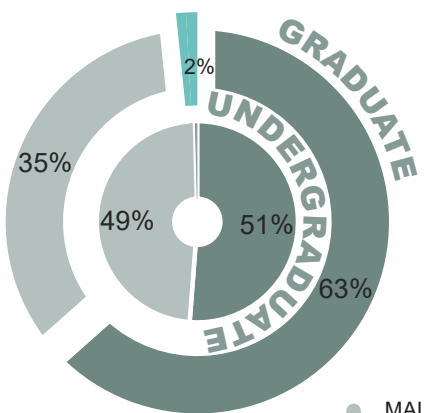
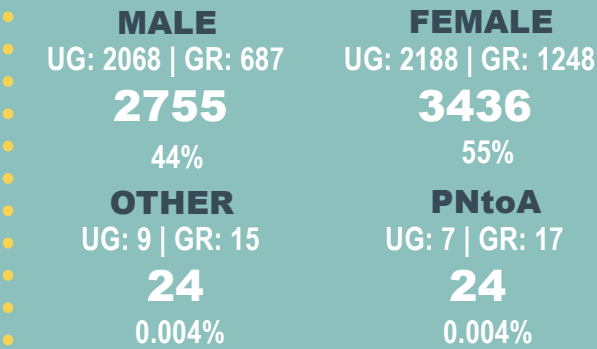
STUDENTS



2024 STUDENTS ENROLLED IN ACCREDITED LANDSCAPE ARCHITECTURE PROGRAMS

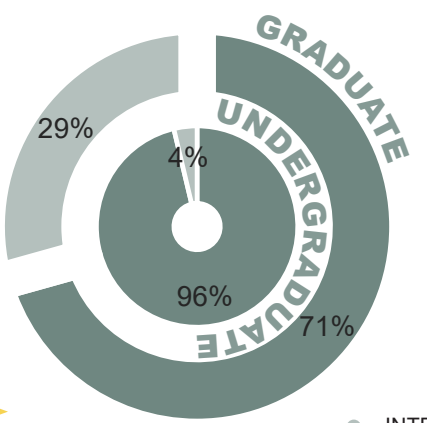


Gender Makeup



● MALE
● FEMALE
● OTHER/PREFER NOT TO ANSWER

Domestic vs. International

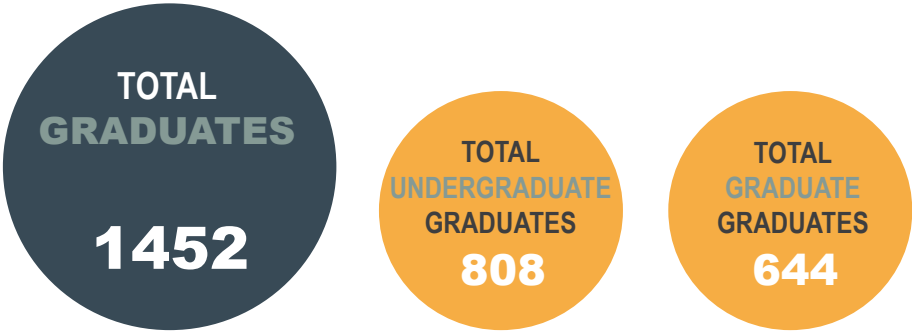


● INTERNATIONAL
● DOMESTIC

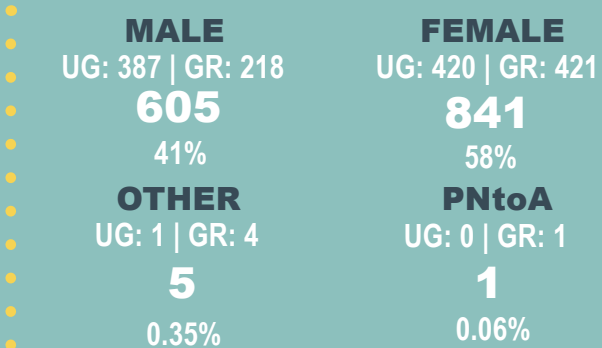
*percentage represents % of total students



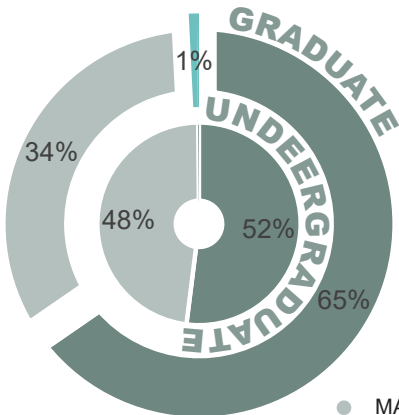
2024 GRADUATING CLASS IN ACCREDITED LANDSCAPE ARCHITECTURE PROGRAMS



Gender Makeup



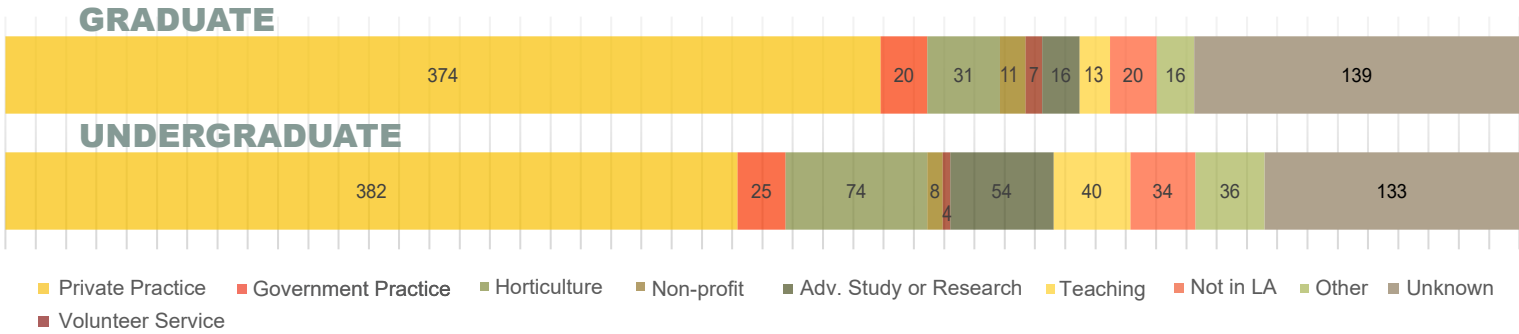
*percentage represents % of total students



MALE
FEMALE
OTHER/PREFER NOT TO ANSWER

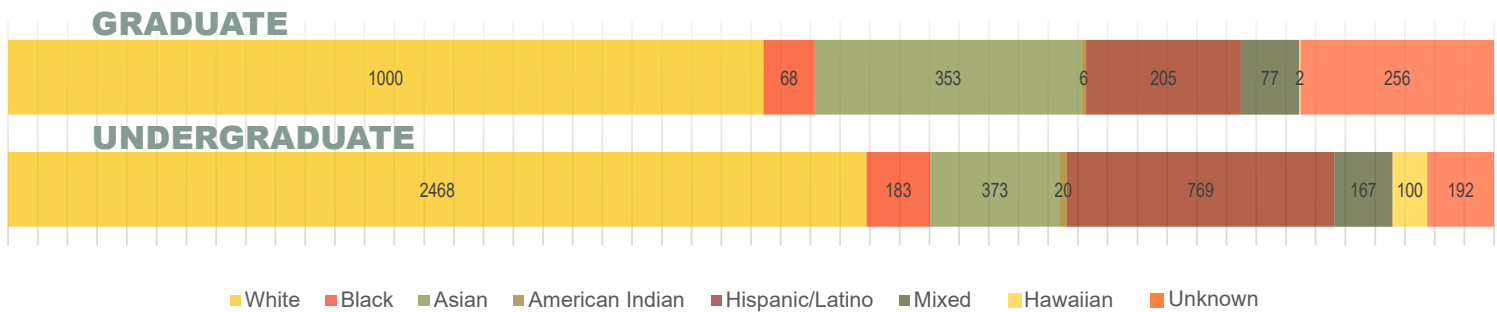
Career Paths

* Data reflects career paths for graduates of the 2022-2023 academic year





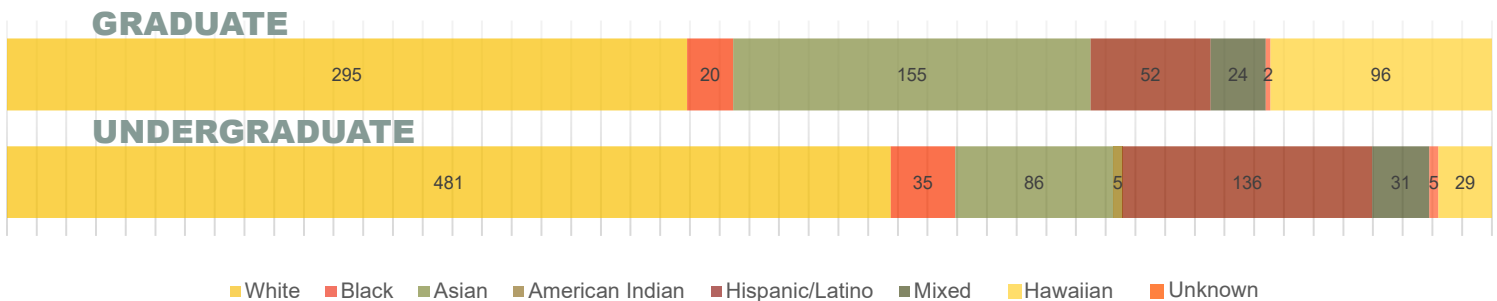
Currently Enrolled Students



Combined Percentages



Graduating Class



Combined Percentages

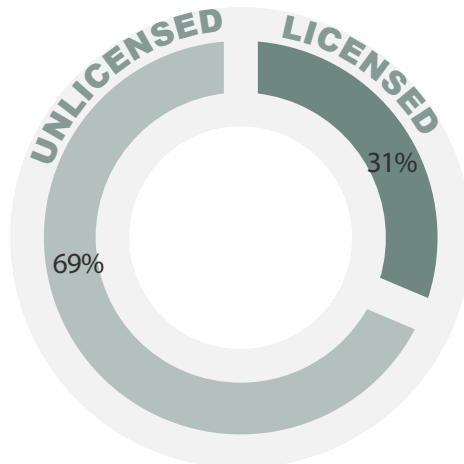
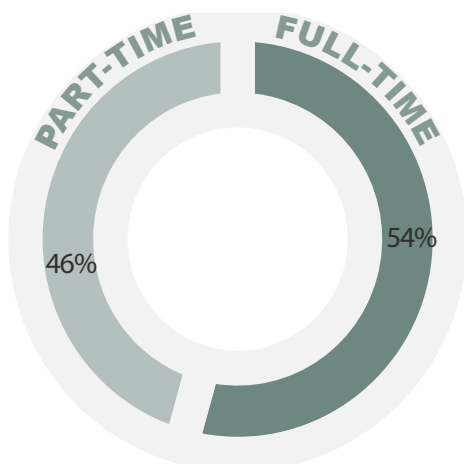
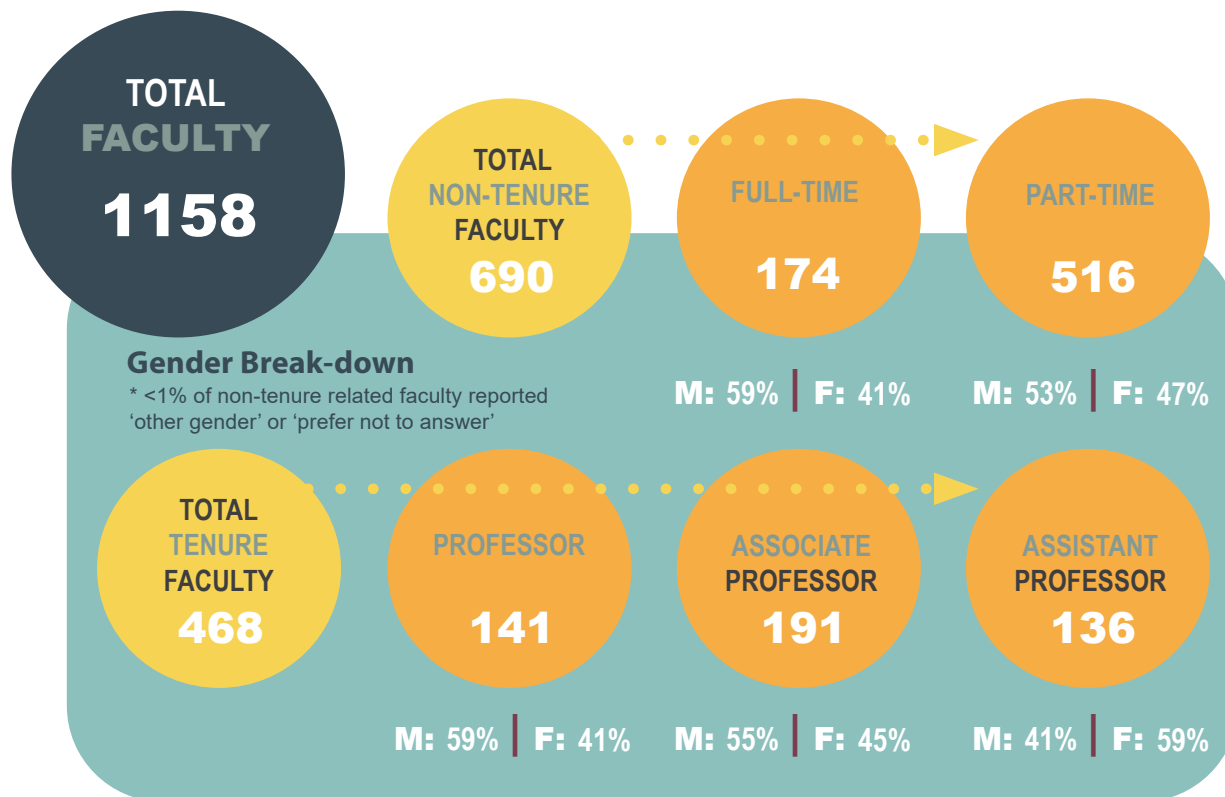




FACULTY



2024 FACULTY COUNTS, GENDER-BREAKDOWN, TIME, AND LICENSURE



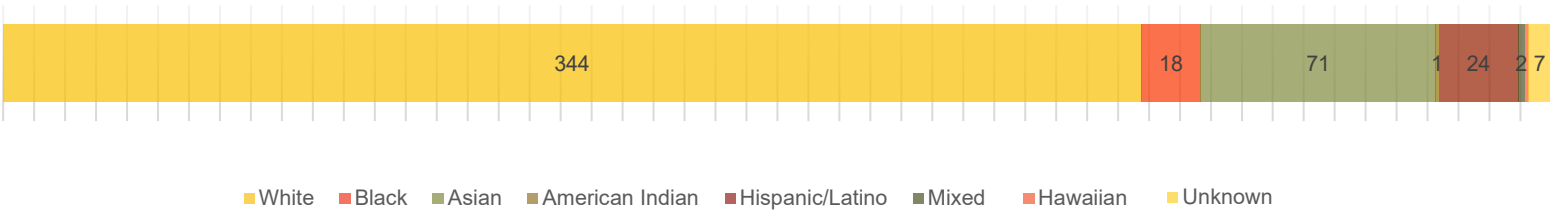
31% of total faculty possess a license as a Registered Landscape Architect

69 of 76 reporting institutions have at least ≥ 1 RLA/PLA licensed faculty member

Other reported certifications include licensed architect, LEED accredited, MUD, forest engineer, licensed arborist, Planning (AICP).



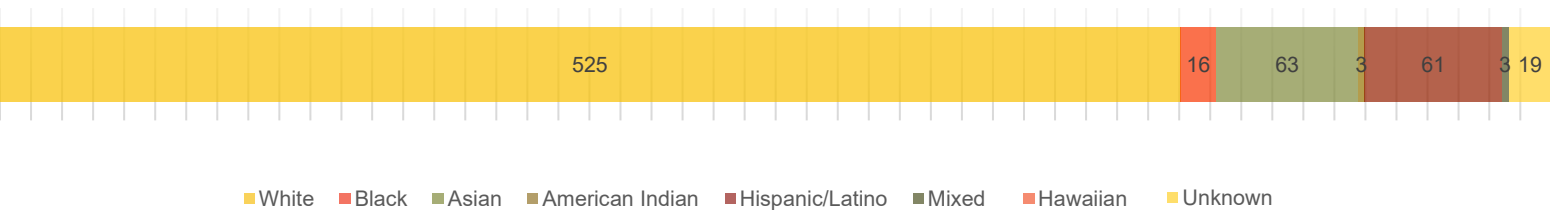
Tenure Related Faculty



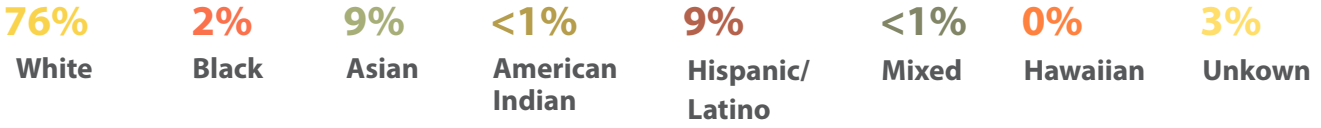
Percent of Total



Non-tenure Related Faculty



Percent of Total





VISITING
LECTURER/ CRITIC
963

Contributions included...

Guest Speaking
Lectures
Panel Discussions
Mentorship
Advisory Roles
Field Visits, Tours & Trips
Presentations
Book Launches
Course Support
Teaching
Workshops
Public Programming
Symposia
Conferences
Critiques, Juries & Reviews

Critics and visiting lecturers specialize in varied topics:

adaptive infrastructure. advocacy. advocacy for equity & justice. african american studies. age-friendly design. artificial intelligence. agroforestry. arborist. architecture. art. biodiversity conservation. biology. botany. business leadership. computer-aided design. campus planning. children's outdoor learning & play. city government. city planning. civil rights activism. climate change. climate research. community activism. community engagement. community organizing. community planning. community visioning. community-based design. conservation. contracting. construction. cultural landscapes/social histories. cultural visioning. design/build. disability architecture. disability studies. disaster recovery. design research. design theory. development. digital media/technology. ecological design. ecology. education. environmental design. environmental history. environmental policy & management. facility management. farm and land management. farm museum. federal lands & community. filmmaking. financial support. flood control. forestry. gardening. gender studies. geography. geology. geographic information systems. government. graphic designer. hand graphics. health care. historic preservation. history and design. horticulture. housing advocacy. hydrology. indigenous design. interdisciplinary art. interior architecture. interior design. international governance and leadership. intersectionality. irrigation. land banking. landscape architecture. landscape design. landscape performance. librarian. marketing. media studies/history of art. natural resources. naturalist. native plant design. nature-based solutions. nature & health. nonprofit work. open space planning. open space programming. parks and recreation. peace studies. permaculture. performance art. performance planning. photography. planning and development. population health. principal/senior designer/director. professional development. project management. public art. public service. public space. public practice. real estate/property development. recreation. regenerative agriculture. regional planning. religion and politics. remote sensing. renewable energy. representation technology. restoration ecology. river ecology. rural and working landscapes. sculpture. social geography. social and political economies. social work. social justice advocacy. stormwater management. strategic indigenous planning. strategic planning. sustainability. sustainable agriculture. technology visualization. urban affairs. urban and community forestry. urban design. urban eco-hydrology. urban planning. urban regeneration. urbanism. universal accessibility. universal design. water resources. watershed management. zero waste.



CURRENT PROGRAM LENGTHS AND TYPES BY INSTITUTION

97 Semester-based Programs
5 Quarter-based Programs

47 Undergraduate Programs
55 Graduate Programs
102 Programs in **76** Universities

MLA ONLY

29

Auburn University
 City College of New York
 Florida International University
 Harvard University
 Illinois Institute of Technology
 Kansas State University (non-baccalaureate)
 Kent State University
 Morgan State University
 North Carolina State University
 North Dakota State University
 Rhode Island School of Design
 University of Arizona
 University of California, Berkeley
 University of Cincinnati
 University of Colorado Denver
 University of Hawaii at Manoa
 University of Idaho
 University of Michigan
 University of Minnesota
 University of New Mexico
 University of Oklahoma
 University of Pennsylvania
 University of Southern California
 University of Tennessee
 University of Texas at Arlington
 University of Texas at Austin
 University of Virginia
 Washington University
 Polytechnic University of Puerto Rico

5 YR BLA ONLY

2

Cal Poly State University, San Luis Obispo
 Purdue University

4 YR BLA ONLY

19

American University of Beirut
 Colorado State University (BSLA)
 Delaware Valley University (BSLA)
 Michigan State University (+1 semester)
 North Carolina A&T State University (BSLA)
 Oklahoma State University
 South Dakota State University
 Thomas Jefferson University
 Universidad Ana G. Mendez (BSLA)
 University of Arkansas
 University of California, Davis (BSLA)
 University of Connecticut (BSLA)
 University of Delaware
 University of Kentucky (BSLA)
 University of Nebraska–Lincoln
 University of Nevada, Las Vegas
 University of Rhode Island
 University of Wisconsin–Madison (BSLA)
 Washington State University



**5 YR
BLA** + MLA

Ball State University
Iowa State University
Louisiana State University
University of Florida
University of Washington
State University of New York - Environmental Science and Forestry
Virginia Polytechnic Institute and State University

7

**4 YR
BLA** + MLA

Arizona State University (BSLA)
Boston Architectural College
California Polytechnic State University, Pomona (BSLA)
Clemson University
Cornell University (BSLA)
Pennsylvania State University (+ 1 semester)
University of Georgia
University of Illinois at Urbana-Champaign
University of Maryland, College Park
University of Massachusetts Amherst (BSLA)
University of Oregon
Mississippi State University
Ohio State University (BSLA)
Rutgers University (BSLA)
Temple University (BSLA)
Texas A&M University
Texas Tech University
Utah State University
West Virginia University

19